

WEATHERFORD MIDDLE SCHOOL

2010260

CUSTER COUNTY

WEATHERFORD PUBLIC SCHOOL

No Child Left Behind Act Annual Report Card 2009-2010

Oklahoma School Testing Program (OSTP)

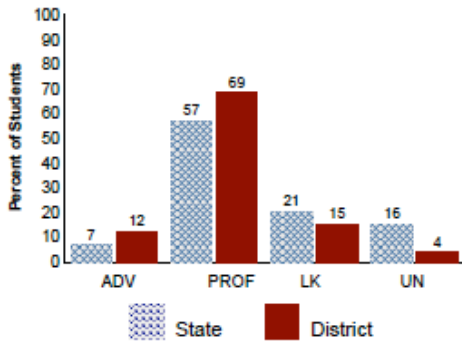
Grade 6

Oklahoma Core Curriculum Tests

The Oklahoma Core Curriculum Tests measure mastery of students' skills on the *Priority Academic Student Skills (PASS)*. Individual test scores for each student as well as detailed group summary reports are sent back to the schools, providing valuable data for administrators and teachers to target program improvement, addressing individual student strengths and weaknesses, and providing parents with an idea of their child's accomplishments. Results below include all students (full academic year and non-full academic year).

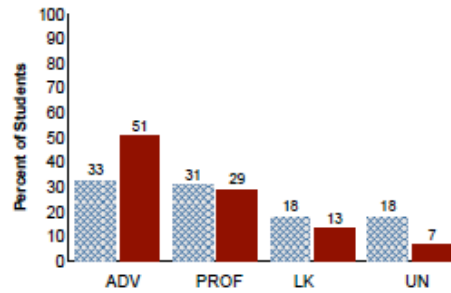
State and District Reading Results

All Students Tested



State and District Math Results

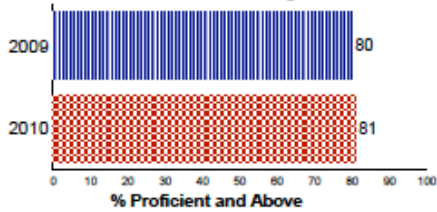
All Students Tested



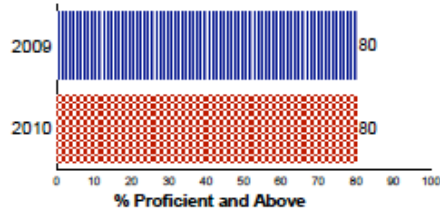
District Trend Data

All Students Tested

Grade 6 Reading



Grade 6 Math



Legend:

ADV - Advanced Performance Level

PROF - Proficient Performance Level

LK - Limited Knowledge Performance Level

UN - Unsatisfactory Performance Level

For confidentiality of student records data involving small numbers is suppressed.

WEATHERFORD PUBLIC SCHOOL

No Child Left Behind Act Annual Report Card 2009-2010

Oklahoma School Testing Program (OSTP)

Grade 6**District Results**

The tables below present Math and Reading results from the 2009-2010 school year. The results are reported in four performance levels by specific student groups. These test results include all students tested (full academic year and non-full academic year) for each of the student groups. See legend at bottom.

	Reading					# Tested	Math				
	# Tested	%ADV	%PROF	%LK	%UN		%ADV	%PROF	%LK	%UN	
Results From The Oklahoma Core Curriculum Tests (OCCT) Grades 3-8											
All	105	12	69	15	4	108	51	29	13	7	
Amer. Indian	10	0	80	20	0	9	44	44	11	0	
Asian	1	****	****	****	****	1	****	****	****	****	
Black	2	****	****	****	****	2	****	****	****	****	
Hispanic	11	0	73	18	9	11	27	18	27	27	
White	80	16	68	15	3	82	55	29	12	4	
Other	1	****	****	****	****	1	****	****	****	****	
Female	53	11	70	17	2	53	45	32	11	11	
Male	52	14	67	14	6	53	57	26	15	2	
Econ. Disadv.	48	2	69	23	6	49	33	45	12	10	
IEP w/o Accom.	11	0	73	27	0	11	46	36	18	0	
IEP Accom.	2	****	****	****	****	3	****	****	****	****	
ELL	1	****	****	****	****	1	****	****	****	****	
Regular Education	91	14	68	13	4	91	54	29	12	6	
Results From The Oklahoma Alternate Assessment Program (OAAP/PORTFOLIO)											
IEP w/o Accom.	1	****	****	****	****	1	****	****	****	****	
Results From The Oklahoma Modified Alternate Assessment (OMAAP)											
IEP Accom.	9	22	11	67	0	8	0	63	38	0	

Legend:

%ADV - Advanced Performance Level

%PROF - Proficient Performance Level

%LK - Limited Knowledge Performance Level

%UN - Unsatisfactory Performance Level

For confidentiality of student records: ++++ More than 95% scored above Proficient

---- More than 95% scored below Satisfactory

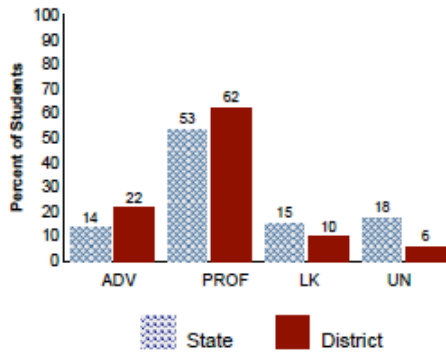
**** Missing data or data involving small numbers

WEATHERFORD PUBLIC SCHOOL**No Child Left Behind Act Annual Report Card 2009-2010****Oklahoma School Testing Program (OSTP)****Grade 7****Oklahoma Core Curriculum Tests**

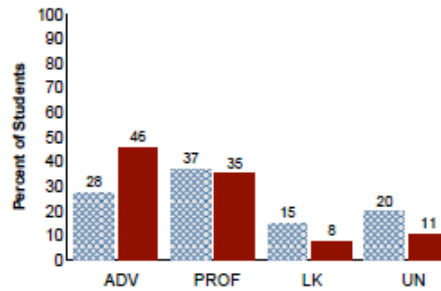
The Oklahoma Core Curriculum Tests measure mastery of students' skills on the *Priority Academic Student Skills (PASS)*. Individual test scores for each student as well as detailed group summary reports are sent back to the schools, providing valuable data for administrators and teachers to target program improvement, addressing individual student strengths and weaknesses, and providing parents with an idea of their child's accomplishments. Results below include all students (full academic year and non-full academic year).

State and District Reading Results

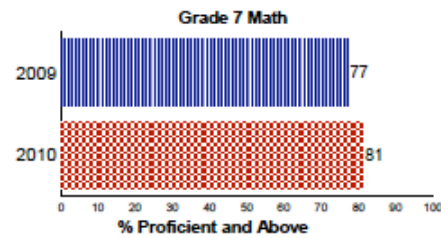
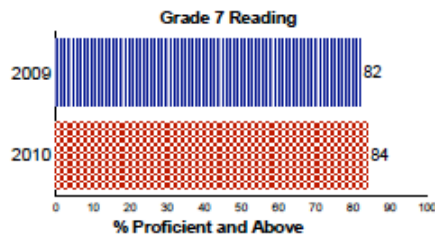
All Students Tested

**State and District Math Results**

All Students Tested

**District Trend Data**

All Students Tested

**Legend:**

ADV - Advanced Performance Level

PROF - Proficient Performance Level

LK - Limited Knowledge Performance Level

UN - Unsatisfactory Performance Level

For confidentiality of student records data involving small numbers is suppressed.

WEATHERFORD PUBLIC SCHOOL**No Child Left Behind Act Annual Report Card 2009-2010**

Oklahoma School Testing Program (OSTP)

Grade 7**District Results**

The tables below present Math and Reading results from the 2009-2010 school year. The results are reported in four performance levels by specific student groups. These test results include all students tested (full academic year and non-full academic year) for each of the student groups. See legend at bottom.

	Reading					Math				
	# Tested	%ADV	%PROF	%LK	%UN	# Tested	%ADV	%PROF	%LK	%UN
Results From The Oklahoma Core Curriculum Tests (OCCT) Grades 3-8										
All	101	22	62	10	6	102	46	35	8	11
Amer. Indian	11	0	55	27	18	12	17	42	0	42
Asian	3	****	****	****	****	3	****	****	****	****
Hispanic	12	0	75	8	17	12	8	58	25	8
White	75	27	63	8	3	75	55	32	7	7
Female	51	22	57	14	8	51	47	33	6	14
Male	50	22	68	6	4	51	45	37	10	8
Econ. Disadv.	40	10	60	20	10	41	27	39	10	24
IEP w/o Accom.	1	****	****	****	****	1	****	****	****	****
IEP Accom.	1	****	****	****	****	2	****	****	****	****
ELL	4	****	****	****	****	4	****	****	****	****
Regular Education	95	23	62	11	4	95	48	35	7	10
Results From The Oklahoma Alternate Assessment Program (OAAP/PORTFOLIO)										
IEP w/o Accom.	1	****	****	****	****	1	****	****	****	****
Results From The Oklahoma Modified Alternate Assessment (OMAAP)										
IEP Accom.	10	20	10	70	0	9	44	0	56	0

Legend:

%ADV - Advanced Performance Level

%PROF - Proficient Performance Level

%LK - Limited Knowledge Performance Level

%UN - Unsatisfactory Performance Level

For confidentiality of student records: ++++ More than 95% scored above Proficient

---- More than 95% scored below Satisfactory

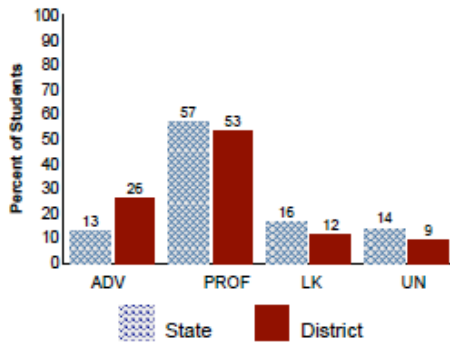
**** Missing data or data involving small numbers

WEATHERFORD PUBLIC SCHOOL**No Child Left Behind Act Annual Report Card 2009-2010****Oklahoma School Testing Program (OSTP)****Grade 8****Oklahoma Core Curriculum Tests**

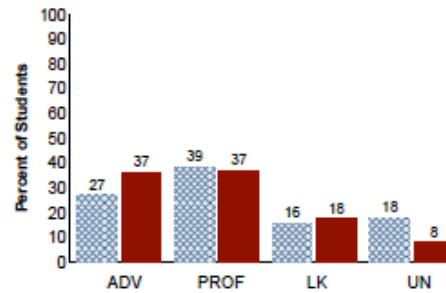
The Oklahoma Core Curriculum Tests measure mastery of students' skills on the *Priority Academic Student Skills (PASS)*. Individual test scores for each student as well as detailed group summary reports are sent back to the schools, providing valuable data for administrators and teachers to target program improvement, addressing individual student strengths and weaknesses, and providing parents with an idea of their child's accomplishments. Results below include all students (full academic year and non-full academic year).

State and District Reading Results

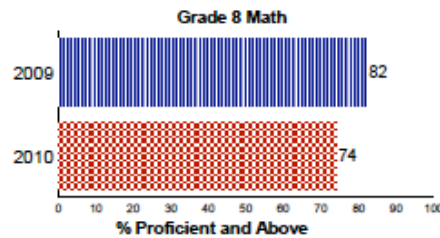
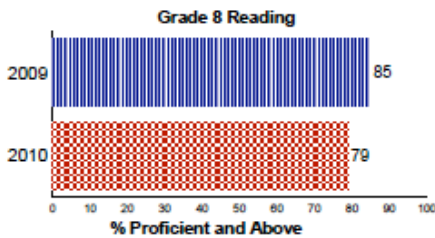
All Students Tested

**State and District Math Results**

All Students Tested

**District Trend Data**

All Students Tested

**Legend:**

ADV - Advanced Performance Level

PROF - Proficient Performance Level

LK - Limited Knowledge Performance Level

UN - Unsatisfactory Performance Level

For confidentiality of student records data involving small numbers is suppressed.

WEATHERFORD PUBLIC SCHOOL**No Child Left Behind Act Annual Report Card 2009-2010**

Oklahoma School Testing Program (OSTP)

Grade 8**District Results**

The tables below present Math and Reading results from the 2009-2010 school year. The results are reported in four performance levels by specific student groups. These test results include all students tested (full academic year and non-full academic year) for each of the student groups. See legend at bottom.

	Reading					Math				
	# Tested	%ADV	%PROF	%LK	%UN	# Tested	%ADV	%PROF	%LK	%UN
Results From The Oklahoma Core Curriculum Tests (OCCT) Grades 3-8										
All	130	26	53	12	9	131	37	37	18	8
Amer. Indian	13	15	46	8	31	13	15	31	15	39
Asian	1	****	****	****	****	1	****	****	****	****
Black	2	****	****	****	****	2	****	****	****	****
Hispanic	8	0	50	50	0	8	13	50	38	0
White	100	30	53	9	8	100	41	37	17	5
Other	6	33	67	0	0	7	43	57	0	0
Female	65	23	49	19	9	64	30	41	20	9
Male	65	29	57	5	9	67	43	34	15	8
Econ. Disadv.	56	9	52	18	21	56	18	32	32	18
IEP w/o Accom.	1	****	****	****	****	3	****	****	****	****
IEP Accom.	2	****	****	****	****	1	****	****	****	****
ELL	1	****	****	****	****	1	****	****	****	****
Regular Education	126	27	53	10	10	126	38	37	17	9
Results From The Oklahoma Alternate Assessment Program (OAAP/PORTFOLIO)										
IEP w/o Accom.	2	****	****	****	****	2	****	****	****	****
Results From The Oklahoma Modified Alternate Assessment (OMAAP)										
IEP Accom.	10	60	30	10	0	9	44	33	22	0

Legend:

%ADV - Advanced Performance Level

%PROF - Proficient Performance Level

%LK - Limited Knowledge Performance Level

%UN - Unsatisfactory Performance Level

For confidentiality of student records: **** More than 95% scored above Proficient

---- More than 95% scored below Satisfactory

**** Missing data or data involving small numbers