

WEATHERFORD WEST ELEMENTARY

2010260

CUSTER COUNTY

WEATHERFORD PUBLIC SCHOOL

No Child Left Behind Act Annual Report Card 2009-2010

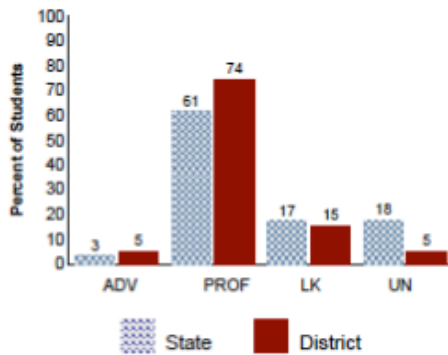
Oklahoma School Testing Program (OSTP) Grade 4

Oklahoma Core Curriculum Tests

The Oklahoma Core Curriculum Tests measure mastery of students' skills on the Priority Academic Student Skills (PASS). Individual test scores for each student as well as detailed group summary reports are sent back to the schools, providing valuable data for administrators and teachers to target program improvement, addressing individual student strengths and weaknesses, and providing parents with an idea of their child's accomplishments. Results below include all students (full academic year and non-full academic year).

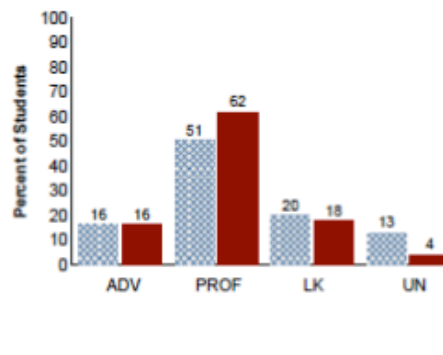
State and District Reading Results

All Students Tested



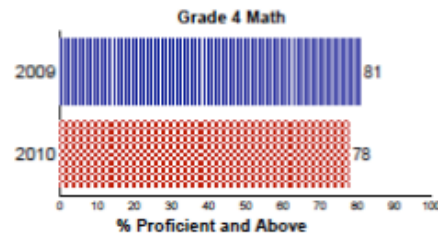
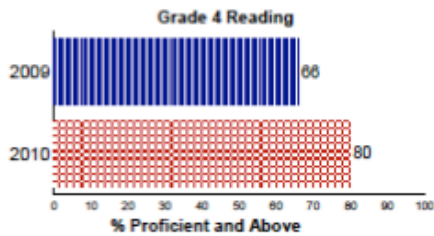
State and District Math Results

All Students Tested



District Trend Data

All Students Tested



Legend:

ADV - Advanced Performance Level

PROF - Proficient Performance Level

LK - Limited Knowledge Performance Level

UN - Unsatisfactory Performance Level

For confidentiality of student records data involving small numbers is suppressed.

WEATHERFORD PUBLIC SCHOOL**No Child Left Behind Act Annual Report Card 2009-2010**

Oklahoma School Testing Program (OSTP)

Grade 4**District Results**

The tables below present Math and Reading results from the 2009-2010 school year. The results are reported in four performance levels by specific student groups. These test results include all students tested (full academic year and non-full academic year) for each of the student groups. See legend at bottom.

	Reading					Math				
	# Tested	%ADV	%PROF	%LK	%UN	# Tested	%ADV	%PROF	%LK	%UN
Results From The Oklahoma Core Curriculum Tests (OCCT) Grades 3-8										
All	117	5	74	15	5	118	16	62	18	4
Amer. Indian	14	0	71	14	14	14	7	57	29	7
Asian	1	****	****	****	****	1	****	****	****	****
Black	2	****	****	****	****	2	****	****	****	****
Hispanic	13	0	62	23	15	13	0	62	23	15
White	87	7	77	14	2	88	21	61	16	2
Female	60	7	72	18	3	61	13	61	18	8
Male	57	4	77	12	7	57	19	63	18	0
Econ. Disadv.	53	2	70	21	8	54	9	59	24	7
IEP w/o Accom.	5	0	80	20	0	5	0	60	20	20
IEP Accom.	5	0	80	20	0	6	0	33	50	17
ELL	7	0	29	43	29	7	0	43	29	29
Regular Education	100	6	77	13	4	100	19	65	15	1
Results From The Oklahoma Alternate Assessment Program (OAAP/PORTFOLIO)										
IEP w/o Accom.	1	****	****	****	****	1	****	****	****	****
Results From The Oklahoma Modified Alternate Assessment (OMAAP)										
IEP w/o Accom.	9	33	22	44	0	8	25	25	50	0

Legend:

%ADV - Advanced Performance Level

%PROF - Proficient Performance Level

%LK - Limited Knowledge Performance Level

%UN - Unsatisfactory Performance Level

For confidentiality of student records : **** More than 95% scored above Proficient

--- More than 95% scored below Satisfactory

**** Missing data or data involving small numbers

WEATHERFORD PUBLIC SCHOOL

No Child Left Behind Act Annual Report Card 2009-2010

Oklahoma School Testing Program (OSTP)

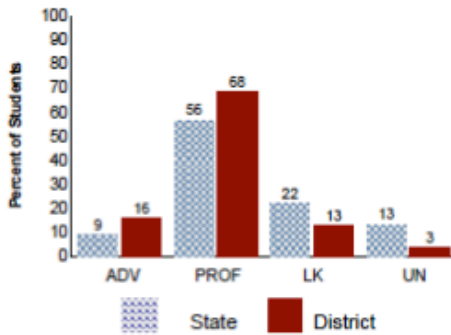
Grade 5

Oklahoma Core Curriculum Tests

The Oklahoma Core Curriculum Tests measure mastery of students' skills on the *Priority Academic Student Skills (PASS)*. Individual test scores for each student as well as detailed group summary reports are sent back to the schools, providing valuable data for administrators and teachers to target program improvement, addressing individual student strengths and weaknesses, and providing parents with an idea of their child's accomplishments. Results below include all students (full academic year and non-full academic year).

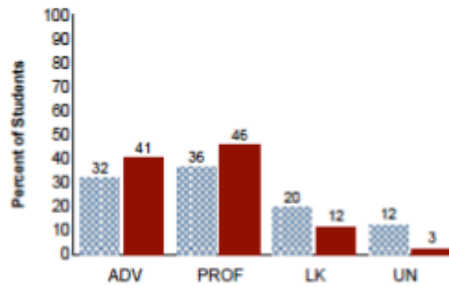
State and District Reading Results

All Students Tested



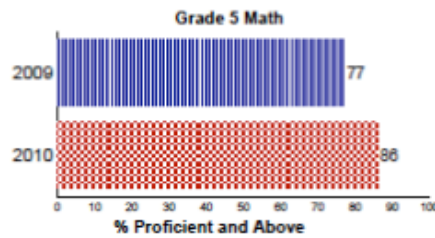
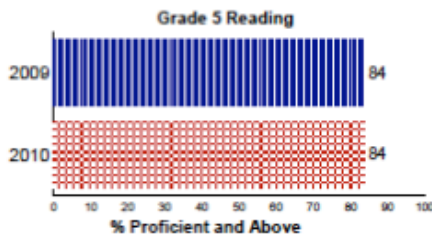
State and District Math Results

All Students Tested



District Trend Data

All Students Tested



Legend:

ADV - Advanced Performance Level

LK - Limited Knowledge Performance Level

PROF - Proficient Performance Level

UN - Unsatisfactory Performance Level

For confidentiality of student records data involving small numbers is suppressed.

WEATHERFORD PUBLIC SCHOOL**No Child Left Behind Act Annual Report Card 2009-2010**

Oklahoma School Testing Program (OSTP)

Grade 5**District Results**

The tables below present Math and Reading results from the 2009-2010 school year. The results are reported in four performance levels by specific student groups. These test results include all students tested (full academic year and non-full academic year) for each of the student groups. See legend at bottom.

	Reading					Math				
	# Tested	%ADV	%PROF	%LK	%UN	# Tested	%ADV	%PROF	%LK	%UN
Results From The Oklahoma Core Curriculum Tests (OCCT) Grades 3-8										
All	120	16	68	13	3	121	41	46	12	3
Amer. Indian	11	18	55	18	9	11	46	46	9	0
Asian	2	****	****	****	****	2	****	****	****	****
Black	1	****	****	****	****	1	****	****	****	****
Hispanic	20	5	70	20	5	20	5	70	20	5
White	86	17	72	8	2	87	48	40	9	2
Female	54	22	63	11	4	54	41	48	9	2
Male	66	11	73	14	3	67	40	43	13	3
Econ. Disadv.	59	7	71	17	5	59	25	58	15	2
IEP w/o Accom.	6	0	50	50	0	6	33	50	17	0
IEP Accom.	6	0	50	33	17	7	0	43	29	29
ELL	7	0	57	29	14	7	0	43	43	14
Regular Education	101	19	71	8	2	101	47	46	8	0
Results From The Oklahoma Alternate Assessment Program (OAAP/PORTFOLIO)										
IEP w/o Accom.	1	****	****	****	****	1	****	****	****	****
Results From The Oklahoma Modified Alternate Assessment (OMAAP)										
IEP w/o Accom.	6	17	33	50	0	5	40	40	20	0

Legend:

%ADV - Advanced Performance Level

%PROF - Proficient Performance Level

%LK - Limited Knowledge Performance Level

%UN - Unsatisfactory Performance Level

For confidentiality of student records: ++++ More than 95% scored above Proficient

---- More than 95% scored below Satisfactory

**** Missing data or data involving small numbers